

Experience English Program (EEP)

" the fun way "



Download from
Dreamstime.com





This watermark-free image is for previewing purposes only.

95369824

Dannyphoto80 | Dreamstime.com

- ◆ September 28, 2019 Saturday 1:00 – 5: 00 PM
- ◆ October 12, 2019 Saturday 1:00 – 5: 00 PM
- ◆ Teachers : Kaye Ballesteros / Kristen Gentzler

◆ Timetable:

Time	Activity / Topic Teachers: Kaye B. / Kristen G.
<p data-bbox="203 464 402 495">1:00 - 1:45</p> 	<p data-bbox="498 464 570 495">ESL</p> <ul style="list-style-type: none"> <li data-bbox="498 516 1455 604">- 15 mins : Reading Short Story " Saving Sofia" by Isabela Lobo <li data-bbox="498 621 1105 653">- 10 min : Question and Answer <li data-bbox="498 674 1455 810">- 20 mins: Game : Charade : team game in which each member tries to communicate to the others a particular word or phrase
<p data-bbox="203 835 418 867">1:55 - 2:40</p> 	<p data-bbox="498 835 1162 867">Science Class / Teacher : Kristen G.</p> <ul style="list-style-type: none"> <li data-bbox="498 888 1130 919">- Three States of Matter Activity
<p data-bbox="203 1073 412 1104">2:50 - 3:40</p> 	<p data-bbox="498 1073 1230 1104">Social Studies Class / Teacher : Kaye B.</p> <ul style="list-style-type: none"> <li data-bbox="498 1125 1057 1157">- Ancient American Civilization <li data-bbox="498 1178 1455 1314">- The history of the people of North America began with the American Indians, They practiced agriculture and built civilization
<p data-bbox="203 1388 412 1419">3:50 - 4:35</p> 	<p data-bbox="498 1388 1243 1419">Art Class / Teacher : Kaye B. Kristen G.</p> <p data-bbox="498 1440 943 1472">"All children are artist "</p> <ul style="list-style-type: none"> <li data-bbox="498 1493 1008 1524">- Frida Kahlo self- portrait <li data-bbox="498 1545 1455 1682">- Mexican artist Frida Kahlo is remembered for her self-portraits, pain and passion, and bold, vibrant colors.

What students learn

A. ESL Class

Students will learn about reading and listening to a story that has a beginning, middle and end and the events in order. Students will have an interaction during the question and answer portion.

Game : Charade - **team game in which each member tries to communicate to the others a particular word or phrase**

B. Social Studies

Students will have a preview of the early civilizations of the Americas. The history of the people of North America began with the American Indians.

C. Science

Students will be able to name the three states of matter. Students will get to explore and classify the substance.

We will quickly discuss the three states of matter; liquid, solid, and gas using a PowerPoint. After this students will prepare for a teacher lead activity.

D. Art Class

Students will have fun doing coloring and drawing an art work inspired by Mexican artist Frida Kahlo's self-portrait .

Class Topic Content

A. ESL Class : Reading

Materials needed: * story sheet * candies as prize

" Saving Sofia " by Isabela Lobo

Chapter 1: Hardwork

Sofia wanted to buy something special. She needed money!

Sofia helped hang clothes to dry. Dad paid her a dollar. Sofia washed her brother's car. Her dog, Spot helped. Her brother paid her a dollar.

Aunt Jo was making jam. Sofia made a sandwich for her cousin, Benny. He devoured it, or ate it very quickly.

Aunt Jo gave her a dollar.

Sofia went to the store for a neighbor.

Sofia said, "Here is the flour. Mmmmmmmmm. I love pie"

The neighbor paid her a dollar not to eat the pie.

Chapter 2: Spot Helps

Sofia went to the toy store. She did not have enough money for a toy.

At home, Sofia talked to Spot. Sofia said, " I want to buy something for

our special day. But I do not have enough money"

Spot said, " Here is five dollars"

"Thanks," Sofia said

Spot said, " You can make a nice gift"

Chapter 3: The Gift

Sofia thought about Spot's words. Then she went to the store. Sofia got little zebras and parrots. She got paper flowers. Sofia got colored beads and little bells.


Then Sofia got feathers, ribbons, and string. She had enough money.

At home, Sofia got two wire hangers. Then she began to make a special gift.

The special day came! Sofia's mother and new baby sister came home. Sofia smiled at her sister. Sofia said, " Here is your gift. I made it."

Spot held up the mobile. Sofia's mom said, "It's beautiful!"

Everyone said, "Great job, Sofia!"



B. Science Class :

Students will be able to name the three states of matter.

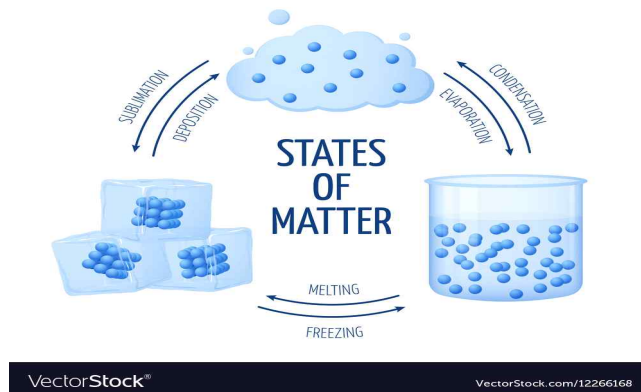
Liquid, solid, and gas

We will quickly discuss the three states of matter; liquid, solid, and gas using a PowerPoint.

After this students will prepare for a teacher lead activity.

Students will make oobleck, a non newtonian substance.

Students will get to explore and classify the substance.



Materials Needed:

Paper bowls (one for each student)

Food coloring

Paper towels

Corn Starch (one for every four students)

Ziplock bags

C. Social Studies Class: Ancient Americans

Materials needed: crayons, sketchpad , handouts



Lesson 1 : Ancient Americans

Maind idea : People began arriving in the Americas around 27,000 years ago. One theory is that hunters first came to the Americas across a land bridge between Asia and North America.

Beringia :

- Between Alaska and Asia , the ocean floor became grassland and formed a bridge that scientist call **BERINGIA**
- Over many years, hunters followed these animals from Asia across Beringia into North America. Movement like this from one region to another is called **MIGRATION**.
- The people who crossed into North America are called ancient Americans - Paleo-Indians. They were the ancestors of modern American Indians.

Civilization Develop:

- Paleo-Indians lived by hunting animals, fished and gathered wild plants
- Overtime, people adapted to changes in the surroundings. Some began to use Agriculture. Crops were corn, beans and squash
- These changes were all part of the growth of **CIVILIZATION**

Types of American Indian Shelter

- Large houses / Pueblo / Teepee / Longhouse / Roundhouse

D. Art Class:

Featured Artist : "Frida Kahlo"

Mexican artist Frida Kahlo is remembered for her self-portraits, pain and passion, and bold, vibrant colors.



Our 40 mins. art work will be inspired by her self-portrait focusing on vibrant colors. Students will learn about the artist and her inspiration for her art works. Students will then draw her focusing on emotions, shapes, lines and colors.

Materials needed: Sketch pad, HB pencil, Water color, brush, colored pens



Materials Needed :

List	Check
1. handouts for Saving Sofia	
2. handouts for Social Studies lesson	
3. sketchpad	
4. colored pens	
5. watercolor	
6. crayons	
7. candies for prizes	
8. paper bowls	
9. food coloring	
10. paper towels	
11. corn starch	
12. ziplock bag	